



ಬೃಹತ್ ಬೆಂಗಳೂರು ಮಹಾನಗರ ಪಾಲಿಕೆ
Bruhat Bengaluru Mahanagara Palike



BBMP COVID-19 WAR ROOM 30.03.2022



OVERVIEW OF COVID-19 IN BENGALURU



CASE TRENDS ACTIVE CASES **1,450**

<u>Confirmed Cases</u>	<u>Recovered Cases</u>	<u>Death Cases</u>
25	78	0
17,81,573 #	17,63,162 #	16,961 #

HOSPITALIZATION **18**

<u>ICU – V</u>	<u>ICU</u>	<u>HDU</u>	<u>General</u>
5	1	3	9

INCLUDES GOVT. QUOTA AND PRIVATE WALK-IN HOSPITALIZATION

VACCINATION **18,719** 1,83,92,088 #

<u>First Dose</u>	<u>Second Dose</u>	<u>Precaution Dose</u>
2,292	14,570	1,857
93,24,609 #	87,39,224 #	3,28,255 #

TRIAGING

MTU

10

Tele Triage

37

ACTIVE CZs

0

MCZs (< 5 cases)

0

Clusters (> 5 cases)

0

TESTING **9,669** 2,96,29,926 #

<u>Positivity : 0.53%</u>	<u>RAT</u>	<u>RTPCR</u>
<small>*FOR LAST 7 DAYS</small>	943	8,726

: indicates cumulative numbers till date



ABSTRACT OF COVID-19 SCENARIO IN BENGALURU


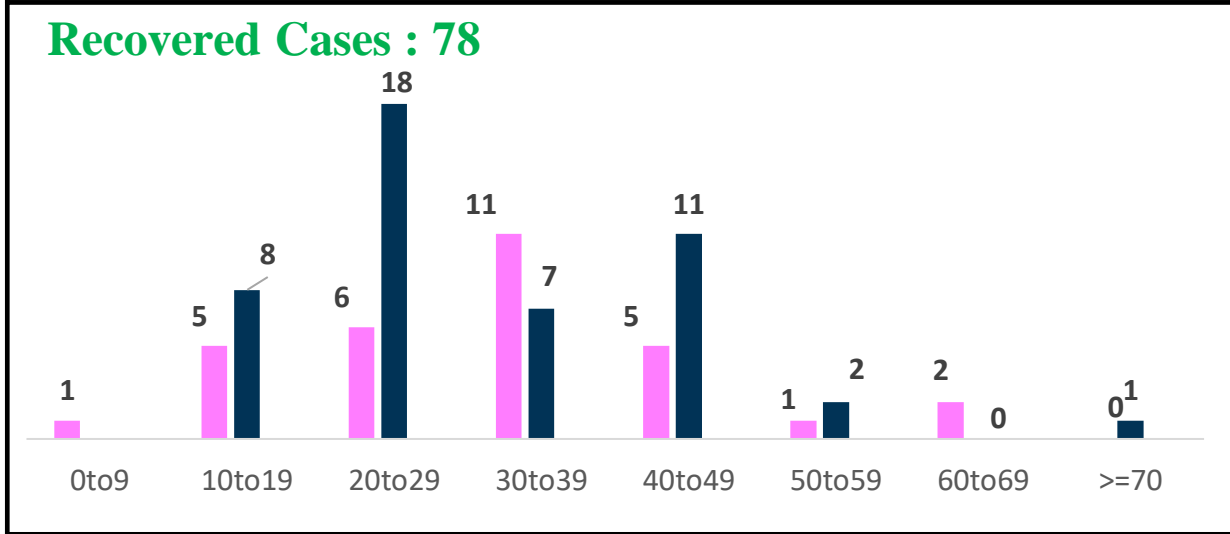
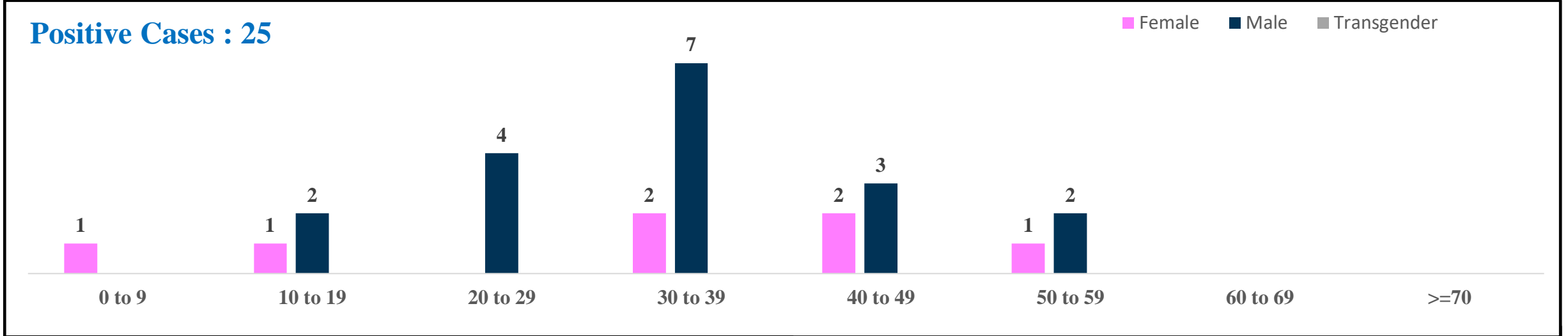


	MALE			FEMALE			TRANSGENDER			TOTAL		
	Last 24 Hours	Last 7 Days	Cumulative	Last 24 Hours	Last 7 Days	Cumulative	Last 24 Hours	Last 7 Days	Cumulative	Last 24 Hours	Last 7 Days	Cumulative
Positive Cases	18	218	10,53,730	7	139	7,27,652	0	0	191	25	357	17,81,573
Recovered Cases	47	327	10,41,587	31	187	7,21,392	0	0	183	78	514	17,63,162
Death Cases	0	1	10,743	0	3	6,214	0	0	4	0	4	16,961
Total Tests Done	In Last 24 hrs. : 9,669			In last 7 days : 67,882			Cumulative : 2,96,29,926					
Vaccine Doses Administered	In Last 24 hrs. : 18,719			In last 7 days : 94,401			Cumulative : 1,83,92,088					
ACTIVE CASES							1,450					

*Covid deaths occurred today : 00 | Covid deaths occurred beyond last 24 hrs., reported today : 00



LAST 24 HOURS AGE GROUP AND GENDER WISE DISTRIBUTION



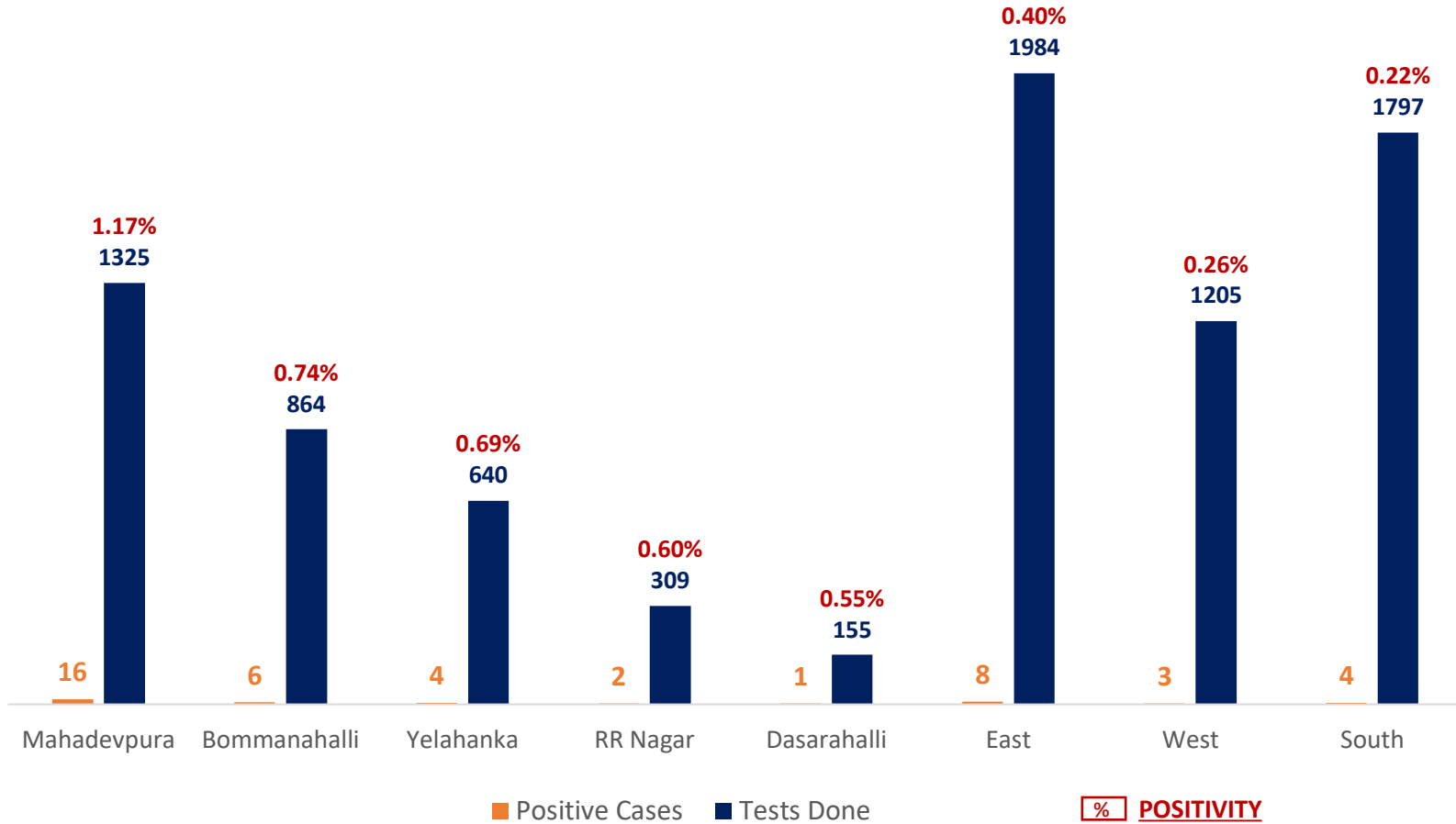


POSITIVITY RATE OF BENGALURU – LAST 21 DAYS





ZONE WISE COVID19 CASE MANAGEMENT FOR LAST 7 DAYS



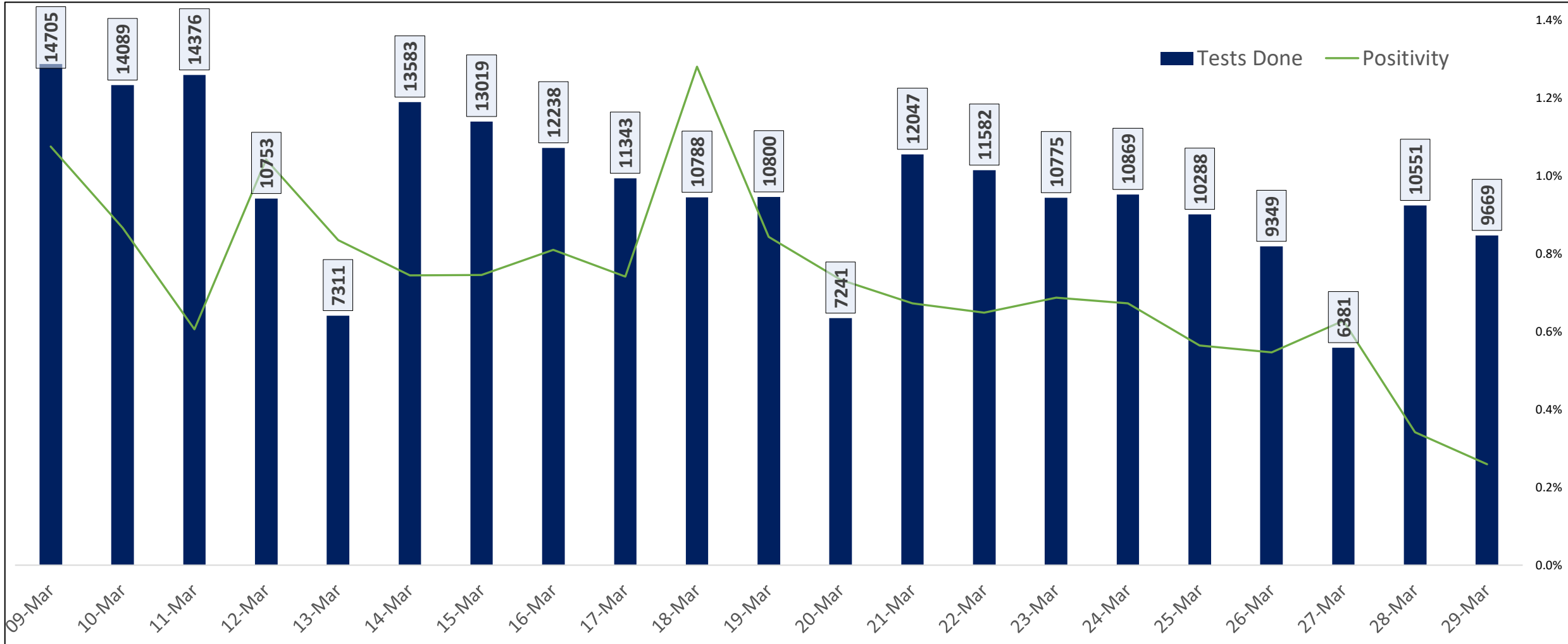
Zone Name	Hospital/CCC	Home isolation	Under Tracing
BOMMANAHALLI	0.00%	100.00%	0.00%
DASARAHALLI	0.00%	100.00%	0.00%
EAST	6.00%	94.00%	0.00%
MAHADEVAPURA	0.00%	100.00%	0.00%
RR NAGAR	0.00%	100.00%	0.00%
SOUTH	0.00%	100.00%	0.00%
WEST	0.00%	100.00%	0.00%
YELAHANKA	4.76%	95.24%	0.00%



TESTING TRENDS IN BENGALURU

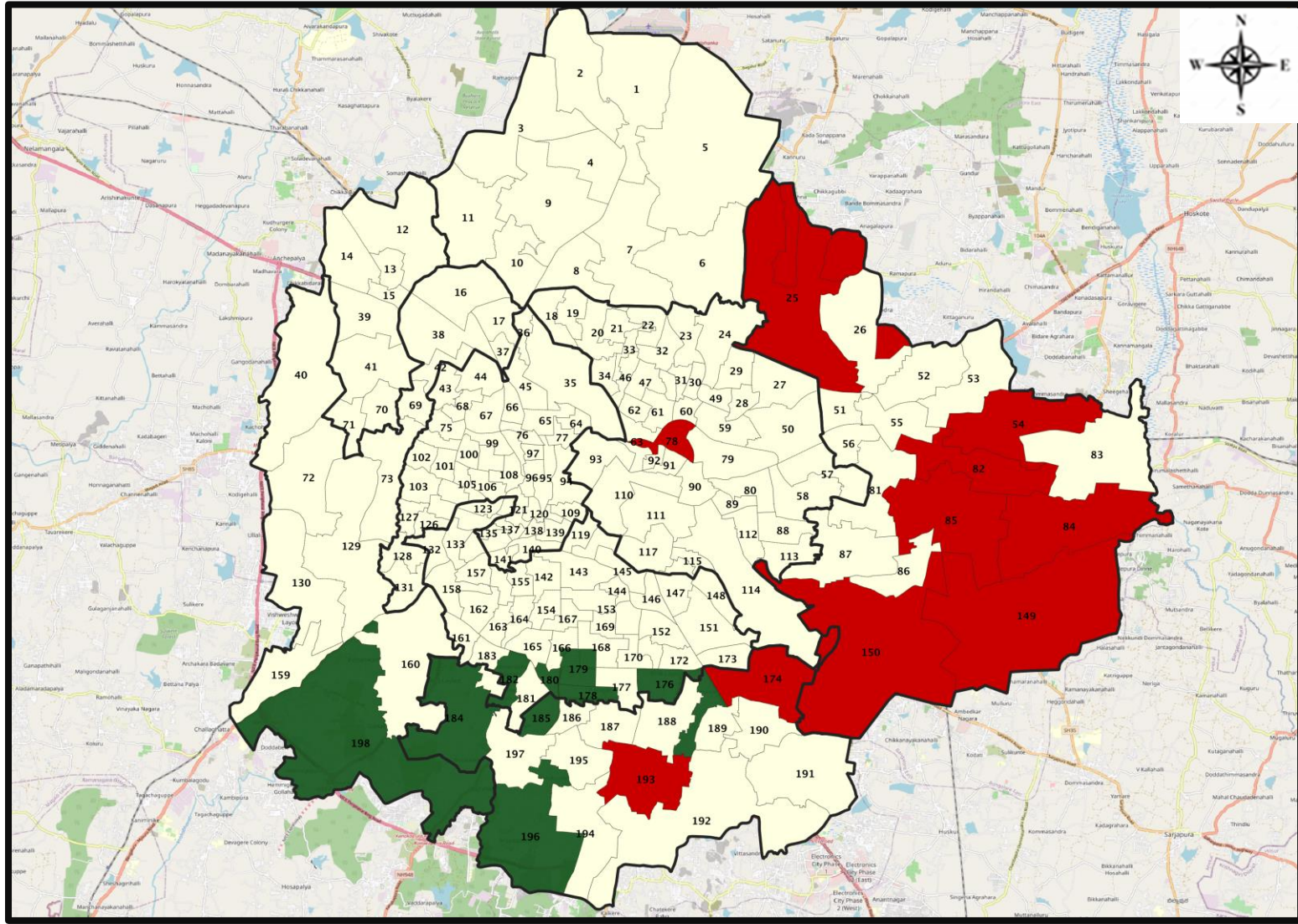


Total Test Conducted Till Date	Test Conducted Last 24 hours	Last 7 Days Average
2,96,29,926	9,669	9,697





BENGALURU URBAN MAP SHOWING TREND OF POSITIVE CASES IN LAST 7 DAYS



Top 10 wards reporting highest number of positive cases in last 7 days

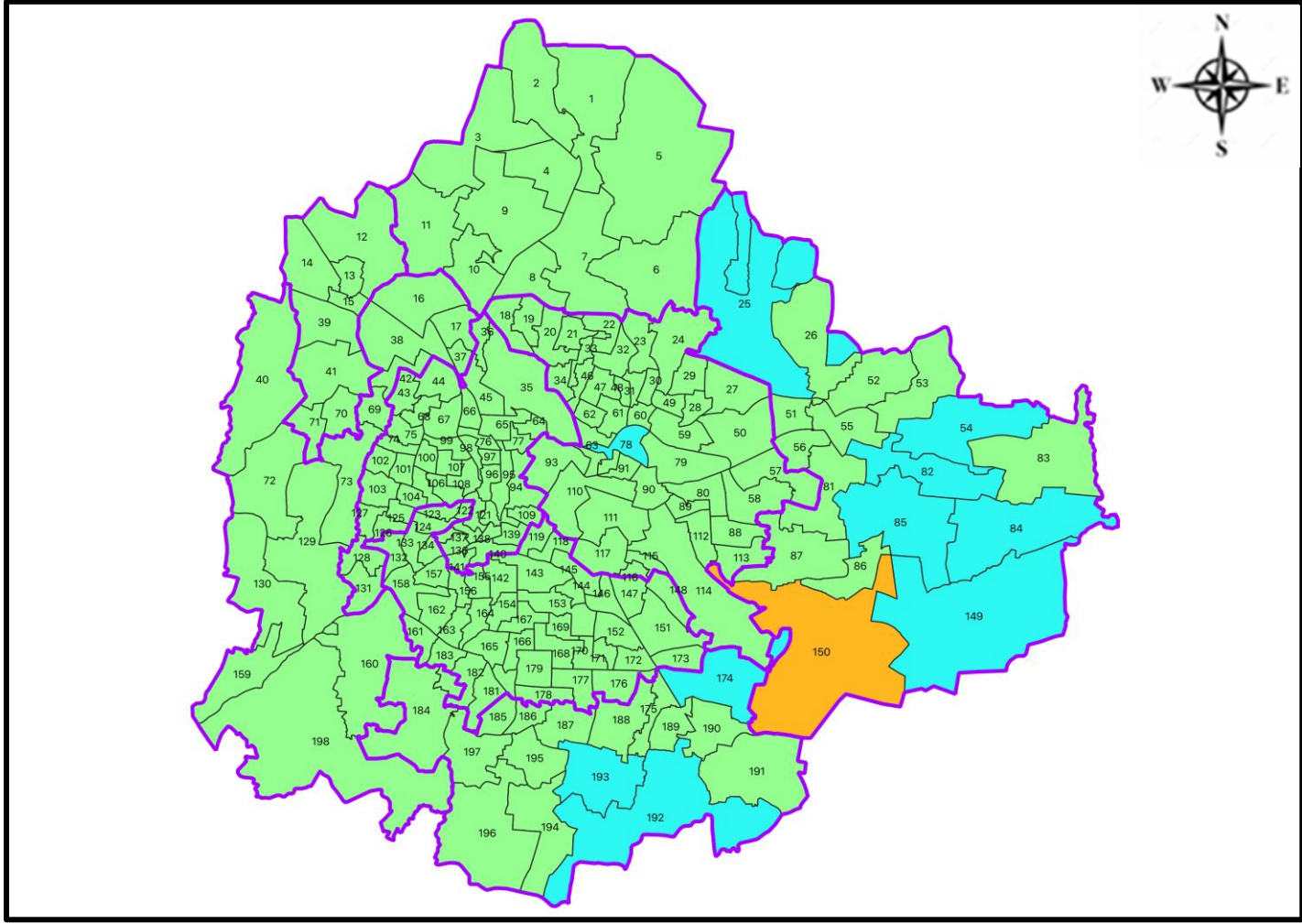
Ward No.	Ward Name	Daily Cases Average
150	Bellanduru	5
82	Garudachar Palya	2
174	HSR Layout	2
25	Horamavu	1
84	Hagadur	1
149	Varthuru	1
193	Arakere	1
54	Hudi	1
85	Dodda Nekkundi	1
78	Pulikeshi Nagar	1







Top 10 wards reporting least number of positive cases in last 7 days

Ward No.	Ward Name	Daily Cases Average
198	Hemmigepura	0
196	Anjanapura	0
185	Yelchenahalli	0
184	Uttarahalli	0
182	Padmanabha Nagar	0
180	Banashankari Temple Ward	0
179	Shakambari Nagar	0
178	Sarakki	0
176	B T M Layout	0
175	Bommanahalli	0



BENGALURU MAP SHOWING INTENSITY OF POSITIVE CASES IN LAST 7 DAYS



-  **Level 1 : 0 to 5 Cases**
-  **Level 2 : 5 to 15 Cases**
-  **Level 3 : 15 to 30 Cases**
-  **Level 4 : 30 to 50 Cases**
-  **Level 5 : More than 50 Cases**
-  **Zone Boundaries**



GOVT. QUOTA COVID BED STATUS AS ON 30.03.2022



SR. NO.	Facility Type	No. of Hospital	Total Allocated Beds for C+ Patients					Occupied Beds for C+ Patients					Net Available Beds for C+ Patients				
			Gen Beds	HDU	ICU Beds	ICU-V	Total	Gen Beds	HDU	ICU Beds	ICU-V	Total	Gen Beds	HDU	ICU Beds	ICU-V	Total
1	Government Medical Colleges	4	120	255	33	27	435	0	0	1	0	1	120	255	32	27	434
2	Government Hospitals	18	637	292	74	95	1,098	1	1	0	0	2	636	291	74	95	1,096
3	Private Medical Colleges	12	178	200	66	35	479	0	0	0	0	0	178	200	66	35	479
4	Private Hospitals	32	181	61	49	42	333	1	0	1	5	7	180	61	48	37	326
5	Covid Care Centre	1	50					0					50				
Total Beds		67	1,166	808	222	199	2,395	2	1	2	5	10	1,164	807	220	194	2,385

* Status as on 30.03.2022 – 05:00 PM



ACTIVE PATIENTS ADMITTED UNDER GOVT. QUOTA



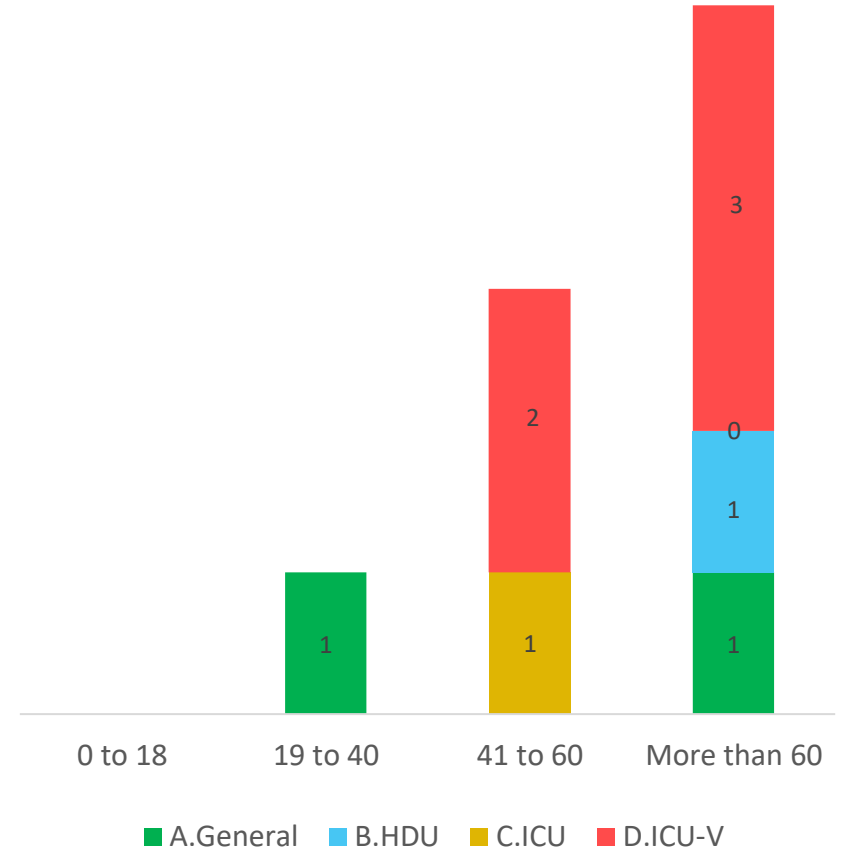
Admission By Bed Type And Number Of Days From Date Of Admission

Days in Hospital	General	HDU	ICU	ICU-V	Total
0 to 7 Days					
8 to 14 Days					0
15 to 21 Days					0
Beyond 21 days	2	1	1	5	9
TOTAL	2	1	1	5	9

* Only Government Quota Admissions through CHBMS considered

* Status as on 30.03.2022 – 05:00 PM

Age Group Distribution Of Active Hospital Admission



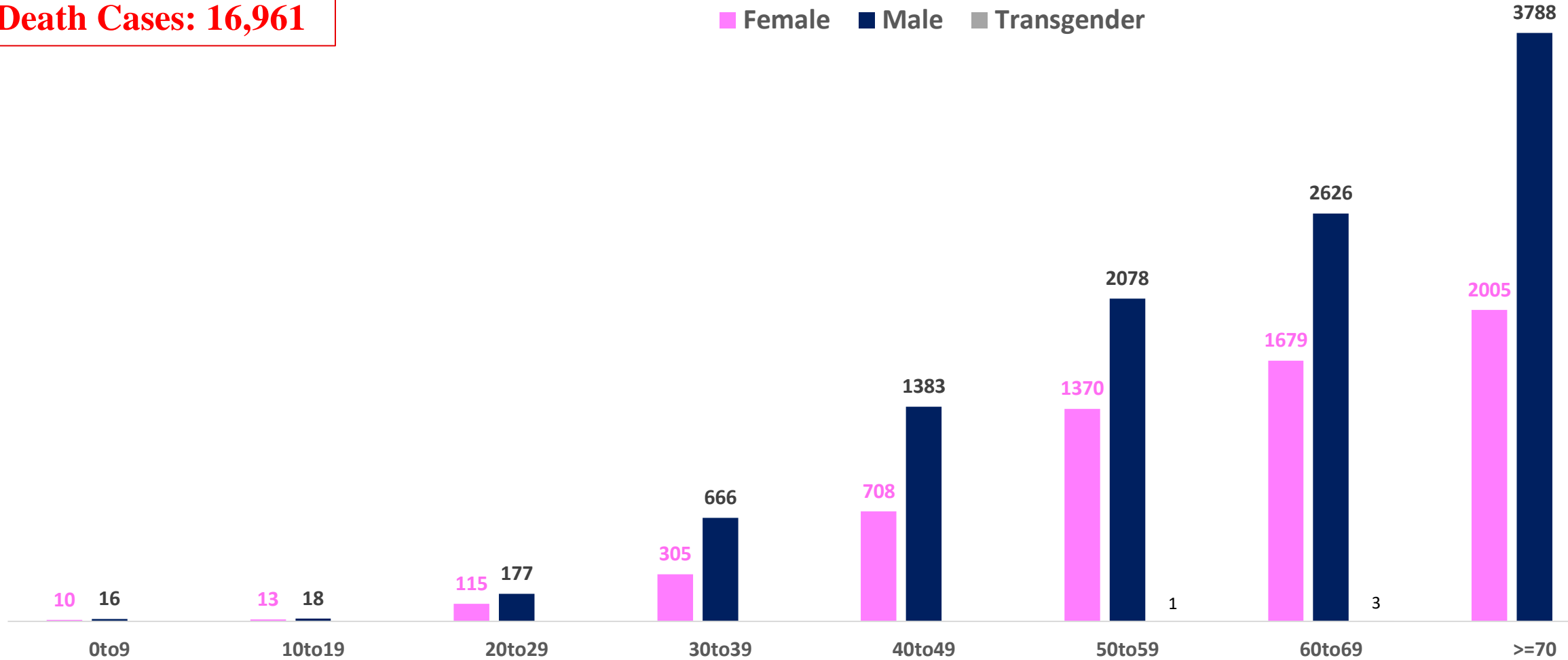


AGE AND GENDER WISE DISTRIBUTION OF DEATH CASES



Death Cases: 16,961

Female Male Transgender





VACCINATION COVERAGE AS ON 29.03.2022



Total Doses Administered

1,83,92,088

▲ 18,719

12-14 years

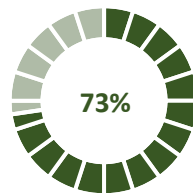
* Eligible Population 2.82 Lakhs

1ST DOSE

22,642

Doses administered

▲ 1,428



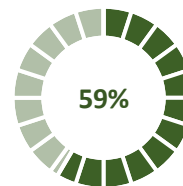
Total 15-18 years Population : 4.42 Lakhs

1ST DOSE

3,21,753

Doses administered

▲ 326



2ND DOSE

2,59,048

Doses administered

▲ 0,966

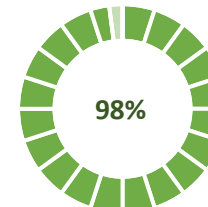
Total adult Population : 91.7 Lakhs

1ST DOSE

89,80,214

Doses administered

▲ 538

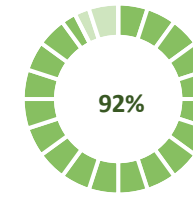


2ND DOSE

84,80,176

Doses administered

▲ 13,604



Priority Group*

Health Care Workers

Dose 1

2,10,255

Doses administered

▲ 0

Dose 2

2,05,634

Doses administered

▲ 62

Frontline Workers

Dose 1

3,81,719

Doses administered

▲ 0

Dose 2

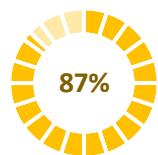
3,71,435

Doses administered

▲ 93

18 - 44 Years Coverage

Dose 1

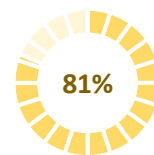


57,18,880

Doses administered

▲ 431

Dose 2



53,50,753

Doses administered

▲ 9,905

PRECAUTION DOSE



3,28,255

Doses administered

▲ 1,857

PRECAUTION DOSES ADMINISTERED

Health Care Workers

61,639

Booster Doses administered

▲ 134

Front Line Workers

47,030

Booster Doses administered

▲ 163

60 + Years Coverage

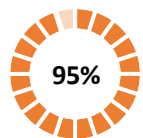
2,19,586

Booster Doses administered

▲ 1,560

45 – 59 Years Coverage

Dose 1

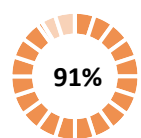


16,91,605

Doses administered

▲ 71

Dose 2



16,19,808

Doses administered

▲ 2416

60 + Years Coverage

Dose 1



9,77,755

Doses administered

▲ 36

Dose 2



9,32,546

Doses administered

▲ 1128



COVID-19 SCENARIO IN BENGALURU AND OTHER METROPOLITIAN CITIES



CITY NAME	Positive Cases	Active Cases	Recovered	Deceased	Vaccine Doses Administered
New Delhi	18,64,734	443	18,38,140	26,151	3,25,94,658
Bengaluru*	17,81,573	1,450	17,63,162	16,961	2,11,67,643
Mumbai	10,56,993	300	10,37,134	19,559	2,05,32,848
Chennai	7,51,050	129	7,41,853	9,068	1,02,12,292
Kolkata	4,47,192	272	4,41,264	5,656	97,48,615

Source : <https://dashboard.cowin.gov.in/> at 5:00pm (30.03.2022)
Source : <https://www.covid19bharta.in/> at 5:00pm (30.03.2022)

*includes BBMP & Bengaluru Urban



SNAPSHOT OF COVID-19 CASES IN BENGALURU URBAN



**Total Wards With
< =5 Cases* :
183**

**Tests Conducted
On 29.03.2022:
9,669**

**Recovery
Rate:
98.97%**

**Total
Active Cases :
1,450**

**Total Vaccinated on
29.03.2022:
18,719**

**Positivity
Rate* :
0.53%**

**Active
Rate:
0.08%**

**Case
Fatality Rate* :
1.68%**



*Total positive cases In the past 7 days

*CFR and positivity is for Past 7 days



ಬೃಹತ್ ಬೆಂಗಳೂರು ಮಹಾನಗರ ಪಾಲಿಕೆ
Bruhat Bengaluru Mahanagara Palike



Download BBMP Bulletin	https://apps.bbmpgov.in/covid19/mediabulletin.php
For BBMPCovid19 Bed Status:	https://apps.bbmpgov.in/covid19/en/Bedstatus.php
To register for vaccination :	https://selfregistration.cowin.gov.in/
BBMP COVID19 Dashboard:	https://apps.bbmpgov.in/covid19/
Follow us on:	 www.facebook.com/bbmp.comm1/
	 twitter.com/BBMPCOMM

Issued by:

Honorable Chief Commissioner, BBMP
Special Commissioner Health & IT, BBMP
MD, Bengaluru Smart City Limited

THANK YOU !



75 ಸ್ವಾತಂತ್ರ್ಯೋತ್ಸವ
ಆರೋಗ್ಯ ಮತ್ತು ಕುಟುಂಬ ಕಲ್ಯಾಣ ಇಲಾಖೆ
ರಾಷ್ಟ್ರೀಯ ಕ್ಷಯರೋಗ ನಿರ್ಮೂಲನಾ ಕಾರ್ಯಕ್ರಮ
2025ರ ವೇಳೆಗೆ ಕ್ಷಯರೋಗವನ್ನು ನಿರ್ಮೂಲನೆ ಮಾಡುವ ಗುರಿ
ಕ್ಷಯ ನಿರ್ಮೂಲನೆಗೆ ಸಂಪನ್ಮೂಲಗಳನ್ನು ಏಕೀಕರಿಸಿ: ಜವಬು ಬಾಳಿ.

ವಿಶ್ವ ಕ್ಷಯರೋಗ ದಿನ
24ನೇ ಮಾರ್ಚ್, 2022

ಕ್ಷಯರೋಗಿಯ ಬೆಂಬಲ ಮತ್ತು ಆರೈಕೆ

ಕ್ಷಯರೋಗಿಗಳನ್ನು ಕಳಂಕದ ದೃಷ್ಟಿಯಿಂದ ನೋಡಬೇಡಿ. ಆತ್ಮೀಯತೆಯಿಂದ ಉಪಚರಿಸಿ.
ಕ್ಷಯರೋಗಿಗಳಿಗೆ ಉತ್ತಮ ಪ್ರೋಟೋಕಾಲ್‌ನಲ್ಲಿ ಪೌಷ್ಟಿಕ ಆಹಾರ ನೀಡಿ.
ಜಿಪ್ಸೆ ಪ್ರಾರಂಭವಾಗುತ್ತಲೇ ಕ್ಷಯರೋಗ ಹರಡುವ ಸಾಧ್ಯತೆ ಕಡಿಮೆ.
ಗಾಳಿ, ಬೆಳಕು ಸರಾಗವಾಗಿ ಬರುವಂತೆ ಮಾಡಲು ಮನೆಗಳ ತಿಟ್ಟಿ, ಬಾಗಿಲುಗಳನ್ನು ತೆರೆದಿಡಿ.

ಎರಡು ವಾರಕ್ಕಿಂತ ಹೆಚ್ಚು ಉಷ್ಣ, ರಾತ್ರಿ ಬೆಳಿಗ್ಗೆ, ಬೆವರುತ್ತದೆ, ಕೆಂಪು ರಕ್ತ, ವಾತ ಇತರ ಉಪಚರಿಸಬೇಕಾದ ಕಾಯಿಲೆಗಳಿದ್ದರೆ ವೈದ್ಯಕೀಕರಣದ ಸಲಹೆಗೆ ಅಧಿಕಾರಿಗಳನ್ನು ಸಂಪರ್ಕಿಸಿ.

"ಕ್ಷಯರೋಗವನ್ನು ಸೋಲಿಸಿ - ದೇಶವನ್ನು ಗೆಲ್ಲಿಸಿ."

ಹೆಚ್ಚಿನ ಮಾಹಿತಿಗಾಗಿ 24X7 ಉಚಿತ ಆರೋಗ್ಯ ಸಹಾಯವಾಣಿ 104 ಕ್ಕೆ ಅಥವಾ ನಿಕ್ಷಯ ಸಹಾಯವಾಣಿ 1800116666 ಗೆ ಕರೆ ಮಾಡಿ | ಎಲ್ಲರಿಗೂ ಆರೋಗ್ಯ ಎಲ್ಲರಿಗೂ ಆರೋಗ್ಯ

